

¹ Median earnings in the past 12 months for each county in SDA 12 from the U.S. Census Bureau's 2022 American Community Survey 5-year estimates (Table S2001).

² If fewer than three responses were received, salary statistics were not reported.

³ N is the number of staff members for whom an hourly wage was reported.

⁴ **Educational Administrators, Preschool and Child Care Center/Programs** (SOC 11-9031) "Plan, direct, or coordinate the academic and nonacademic activities of preschool or child care centers or programs."

⁵ **Kindergarten Teachers, Except Special Education** (SOC 25-2012) "Teach elemental natural and social science, personal hygiene, music, and literature to children from 4 to 6-years old. Promote physical, mental, and social development. May be required to hold state certification."

⁶ **Preschool Teachers, Except Special Education** (SOC 25-2011) "Instruct children (normally up to 5 years of age) in activities designed to promote social, physical, and intellectual growth needed for primary school in preschool, day care center, or other child development facility."

⁷ **Child Care Worker** (SOC 39-9011) "Attend to children in schools, businesses, private households, and child care institutions. Perform a variety of tasks such as dressing, feeding, bathing, and overseeing play."

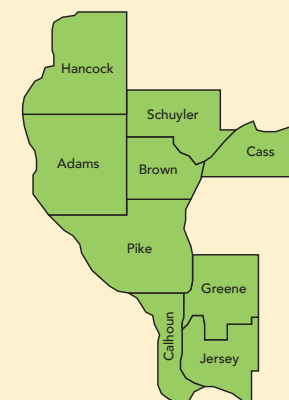
West Central Child Care Connection
(800) 782-7318
www.wcccc.com

Report prepared by the Illinois Network of Child Care Resource & Referral Agencies, funded by the Illinois Department of Human Services



Illinois Child Care Resource & Referral Statewide System

CHILD CARE SALARY PROFILES



West Central Child Care Connection

Adams, Brown, Calhoun, Cass, Greene, Hancock, Jersey, Pike, & Schuyler Counties

MEDIAN ANNUAL WAGE

Illinois Salary & Staffing Survey wages compared to American Community Survey wages

	FY 2023 Illinois Salary & Staffing Survey Child Care Occupations	2022 American Community Survey ¹ All Occupations
ADAMS	\$31,824	\$39,250
BROWN	\$29,120	\$41,511
CALHOUN	\$29,120	\$38,207
CASS	\$33,415	\$37,111
GREENE	\$27,560	\$32,485
HANCOCK	\$32,240	\$38,871
JERSEY	\$31,200	\$39,415
PIKE	\$38,417	\$38,231
SCHUYLER	\$28,080	\$35,640
SDA 12	\$31,200	\$37,857

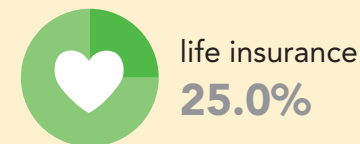
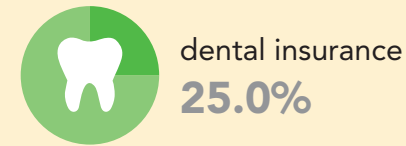
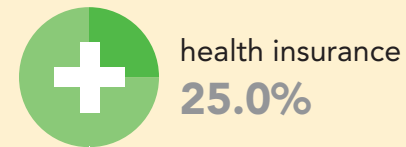
The median annual salaries of all child care providers in this report are below the median earnings of persons living and working in each county, excluding Pike.¹ While individuals serving in administrative capacities in child care centers are most likely to receive wages above the county's median wage (between \$39,520 and \$43,160 for director/teachers and administrative directors), the majority of family child care providers (\$38,613) are earning below the median in 4 out of 9 counties while child care center teachers (\$32,073) are earning well below the median wage for employed persons in their county with child care center assistant teachers (\$27,040) and school-age assistant (\$24,960) earning the least. When it comes to insurance and pension benefits, a quarter of child care center staff members are provided partial or full coverage by their employer.

MEDIAN CHILD CARE CENTER HOURLY WAGES BY POSITION / 2023

	Administrative Director		Director/Teacher		Teacher		Assistant Teacher		School-Age Worker		School-Age Assistant	
	Median ²	N ³	Median ²	N ³	Median ²	N ³	Median ²	N ³	Median ²	N ³	Median ²	N ³
ADAMS	\$18.75	11		1	\$16.31	105	\$13.00	76		-		2
BROWN		1		1	\$15.00	16	\$12.00	10		-		-
CALHOUN		1		-		-		2		-		-
CASS		2		-	\$17.66	3		1		-		-
GREENE		1		1	\$13.25	7	\$13.06	5		-		-
HANCOCK		1		2	\$15.00	5	\$15.00	7		1		-
JERSEY		1		1	\$15.25	8	\$13.50	9		2	\$12.00	3
PIKE		2		-	\$17.32	10	\$16.24	5		-		-
SCHUYLER		2		-	\$14.25	6	\$12.25	5		-		-
SDA 12	\$19.08	22	\$17.44	6	\$15.52	160	\$13.00	120	\$12.50	3	\$12.00	5

Source: Illinois Salary & Staffing Survey of Licensed, Child Care Facilities: FY 2023

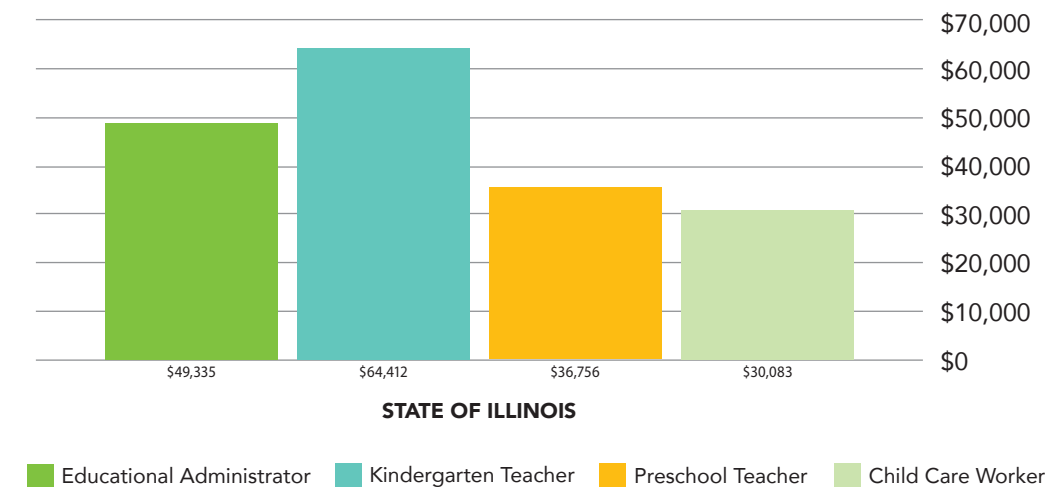
CHILD CARE STAFF RECEIVING BENEFITS / 2023



The Illinois Department of Employment Security (IDES) reported median yearly wages for 2022 for four early care and education occupations (Educational Administrators of Preschools/Child Care Programs⁴, Kindergarten Teachers⁵, Preschool Teachers⁶, and Child Care Workers⁷); however, limited data was available for the six counties in this report. As such, median wages for the state of Illinois are included for reference.

Although the specific occupational definitions differed from IDES descriptions and the Illinois Salary & Staffing Survey descriptions, salaries were rather consistent with one another in that wages within IDES's preschool teacher and child care worker categories and the Illinois Salary & Staffing Survey child care staff categories were within the same range; however, it should be noted that the IDES's definition of child care worker includes a provider working in either a center or family child care home which is differentiated by the *Illinois Salary & Staffing Survey*.

MEDIAN YEARLY WAGES / 2022



Source: The Illinois Department of Employment Security, <http://lmi.ides.state.il.us/wagedata/wage.htm>

KEY POINTS FROM THE ILLINOIS SALARY & STAFFING SURVEY OF LICENSED CHILD CARE FACILITIES: FY 2023

The median full-time, full-year salary of child care staff range from \$24,960 for school-age assistants to \$43,160 for administrative directors.

Teachers, 62.1% of whom have an associate's degree or higher, have a median annual salary of approximately \$30,924.

A little over half (53.3%) of surveyed family child care practitioners net \$17,000 or less annually.

MEDIAN YEARLY WAGES FOR NURSING ASSISTANTS / 2022 (IDES)

STATE OF ILLINOIS
\$38,293