

<sup>1</sup> Median earnings in the past 12 months for each county in SDA 13 from the U.S. Census Bureau's 2022 American Community Survey 5-year estimates (Table S2001).

<sup>2</sup> If fewer than three responses were received, salary statistics were not reported.

<sup>3</sup> N is the number of staff members for whom an hourly wage was reported.

<sup>4</sup> **Educational Administrators, Preschool and Child Care Center/Programs** (SOC 11-9031) "Plan, direct, or coordinate the academic and nonacademic activities of preschool or child care centers or programs."

<sup>5</sup> **Kindergarten Teachers, Except Special Education** (SOC 25-2012) "Teach elemental natural and social science, personal hygiene, music, and literature to children from 4 to 6-years old. Promote physical, mental, and social development. May be required to hold state certification."

<sup>6</sup> **Preschool Teachers, Except Special Education** (SOC 25-2011) "Instruct children (normally up to 5 years of age) in activities designed to promote social, physical, and intellectual growth needed for primary school in preschool, day care center, or other child development facility."

<sup>7</sup> **Child Care Worker** (SOC 39-9011) "Attend to children in schools, businesses, private households, and child care institutions. Perform a variety of tasks such as dressing, feeding, bathing, and overseeing play."

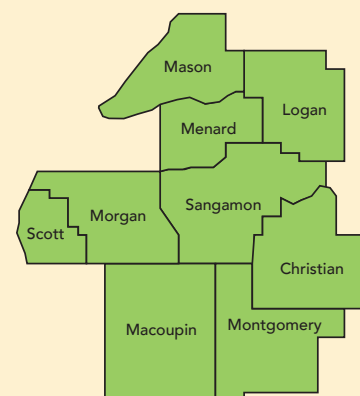
Community Child Care Connection  
(800) 676-2805  
www.4childcare.com

Report prepared by the Illinois Network of Child Care Resource & Referral Agencies, funded by the Illinois Department of Human Services



Illinois Child Care Resource & Referral Statewide System

# CHILD CARE SALARY PROFILES



**Community Child Care Connection**  
*Christian, Logan, Macoupin, Mason, Menard, Montgomery, Morgan, Sangamon, & Scott Counties*

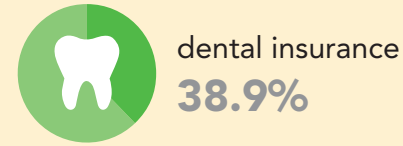
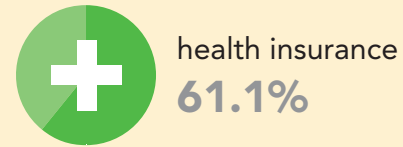
## MEDIAN ANNUAL WAGE

Illinois Salary & Staffing Survey wages compared to American Community Survey wages

	FY 2023 Illinois Salary & Staffing Survey Child Care Occupations	2022 American Community Survey <sup>1</sup> All Occupations
CHRISTIAN	\$27,040	\$36,623
LOGAN	\$32,978	\$37,175
MACOUPIN	\$32,240	\$40,063
MASON	\$31,886	\$34,660
MENARD	\$28,600	\$46,022
MONTGOMERY	\$27,300	\$37,562
MORGAN	\$31,200	\$37,365
SANGAMON	\$29,120	\$44,043
SCOTT		\$42,860
SDA 13	\$29,120	\$39,597

The median annual salaries of all child care providers in this report are significantly below the median earnings of persons living and working in each county.<sup>1</sup> While individuals serving in administrative capacities in child care centers are most likely to receive wages above the county's median wage (between \$35,672 and \$36,982 for director/teachers and administrative directors) the majority of family child care providers (\$35,048), child care center teachers and school-age workers (\$31,200) are earning well below the median wage for employed persons in their county with child care center assistant teachers (\$27,040), and school-age assistants (\$26,000) earning the least. When it comes to insurance and pension benefits, a bit over half of child care center staff members are provided partial or full coverage by their employer and all staff receive paid sick leave.

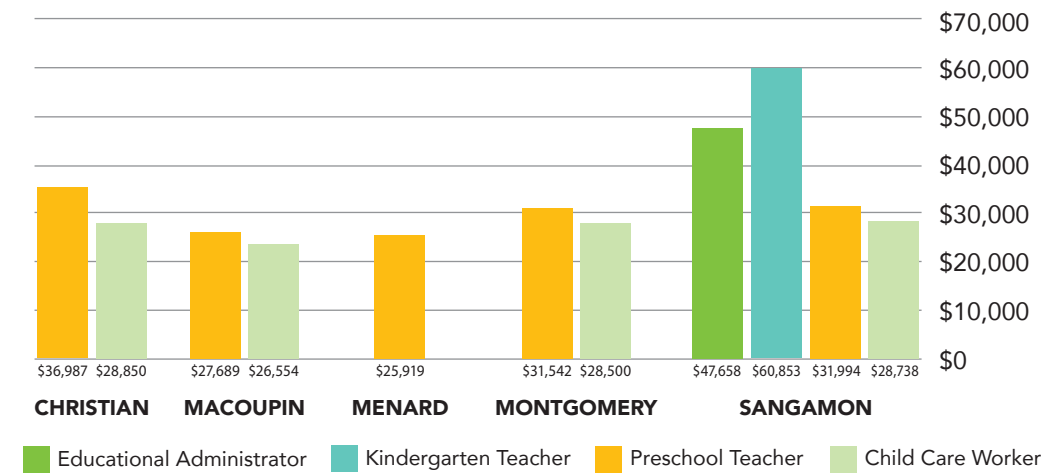
## CHILD CARE STAFF RECEIVING BENEFITS / 2023



The Illinois Department of Employment Security (IDES) reported median yearly wages for 2022 for four early care and education occupations (Educational Administrators of Preschools/Child Care Programs<sup>4</sup>, Kindergarten Teachers<sup>5</sup>, Preschool Teachers<sup>6</sup>, and Child Care Workers<sup>7</sup>) in five of the nine counties in this report – Christian, Macoupin, Menard, Montgomery, and Sangamon.

Although the specific occupational definitions differed from IDES descriptions and the Illinois Salary & Staffing Survey descriptions, salaries were rather consistent with one another in that wages within IDES's preschool teacher and child care worker categories and the Illinois Salary & Staffing Survey child care staff categories were within the same range; however, it should be noted that the IDES's definition of child care worker includes a provider working in either a center or family child care home which is differentiated by the *Illinois Salary & Staffing Survey*.

## MEDIAN YEARLY WAGES / 2022



Source: The Illinois Department of Employment Security, <http://lmi.ides.state.il.us/wagedata/wage.htm>

Christian County preschool teachers makes around \$10,000 more than preschool teachers in Macoupin and Menard counties.

Macoupin County preschool teachers make less the nursing assistants in the same county.

Kindergarten teachers in Sangamon County make nearly twice as much as preschool teachers and child care workers in the same county.

## KEY POINTS FROM THE ILLINOIS SALARY & STAFFING SURVEY OF LICENSED CHILD CARE FACILITIES: FY 2023

The median full-time, full-year salary of child care staff range from \$26,000 for school-age assistants to \$36,982 for administrative directors.

Teachers, 44.8% of whom have an associate's degree or higher, have a median annual salary of approximately \$29,640.

Half of surveyed family child care practitioners net \$20,000 or less annually.

## MEDIAN CHILD CARE CENTER HOURLY WAGES BY POSITION / 2023

	Administrative Director		Director/Teacher		Teacher		Assistant Teacher		School-Age Worker		School-Age Assistant	
	Median <sup>2</sup>	N <sup>3</sup>	Median <sup>2</sup>	N <sup>3</sup>	Median <sup>2</sup>	N <sup>3</sup>	Median <sup>2</sup>	N <sup>3</sup>	Median <sup>2</sup>	N <sup>3</sup>	Median <sup>2</sup>	N <sup>3</sup>
CHRISTIAN	\$15.38	3	\$15.00	4	\$14.00	21	\$12.00	23		-	\$12.50	3
LOGAN		2	\$17.00	4	\$13.72	11	\$12.75	8		-		-
MACOUPIN	\$17.84	5	\$30.54	4	\$15.75	24	\$12.95	26	\$13.90	5	\$11.50	4
MASON		2	\$17.15	4	\$13.75	12	\$12.00	5		-		-
MENARD		2	\$15.75	3	\$13.38	12	\$12.50	30		-		-
MONTGOMERY	\$17.30	7	\$14.00	3	\$13.50	19	\$12.00	25		1		-
MORGAN	\$16.00	12	\$16.50	5	\$16.00	57	\$13.00	87		1		2
SANGAMON	\$18.00	37	\$16.75	19	\$14.50	229	\$13.00	283		2		-
SDA 13	\$17.53	70	\$16.50	45	\$14.75	385	\$12.75	487	\$13.50	9	\$12.50	9

Source: Illinois Salary & Staffing Survey of Licensed, Child Care Facilities: FY 2023  
Note: No data was available for Scott County

## MEDIAN YEARLY WAGES FOR NURSING ASSISTANTS / 2022 (IDES)

**CHRISTIAN COUNTY**  
\$36,382

**MACOUPIN COUNTY**  
\$34,624

**MONTGOMERY COUNTY**  
\$36,400

**SANGAMON COUNTY**  
\$38,670