

¹ Median earnings in the past 12 months for each county in SDA 5 from the U.S. Census Bureau's 2024 American Community Survey 5-year estimates (Table S2001).

² If fewer than three responses were received, salary statistics were not reported.

³ N is the number of staff members for whom an hourly wage was reported.

⁴ **Educational Administrators, Preschool and Child Care Center/Programs** (SOC 11-9031) "Plan, direct, or coordinate the academic and nonacademic activities of preschool or child care centers or programs."

⁵ **Kindergarten Teachers, Except Special Education** (SOC 25-2012) "Teach elemental natural and social science, personal hygiene, music, and literature to children from 4 to 6-years old. Promote physical, mental, and social development. May be required to hold state certification."

⁶ **Preschool Teachers, Except Special Education** (SOC 25-2011) "Instruct children (normally up to 5 years of age) in activities designed to promote social, physical, and intellectual growth needed for primary school in preschool, day care center, or other child development facility."

⁷ **Child Care Worker** (SOC 39-9011) "Attend to children in schools, businesses, private households, and child care institutions. Perform a variety of tasks such as dressing, feeding, bathing, and overseeing play."

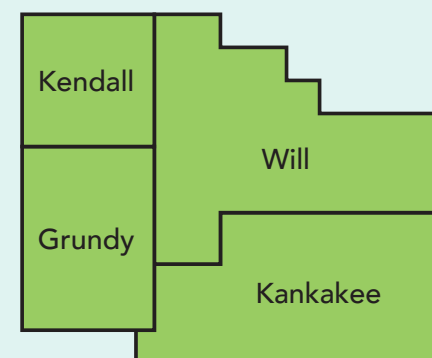
Child Care Resource & Referral
(800) 552-5526
www.childcarehelp.com

Report prepared by the Illinois Network of Child Care
Resource & Referral Agencies, funded by the Illinois
Department of Human Services



Illinois Child Care Resource & Referral Statewide System

CHILD CARE SALARY PROFILES



Child Care Resource & Referral

Grundy, Kankakee, Kendall, & Will Counties

MEDIAN ANNUAL WAGE

Illinois Salary & Staffing Survey wages compared to American Community Survey wages

	FY 2025 Illinois Salary & Staffing Survey Child Care Occupations	2024 American Community Survey ¹ All Occupations
GRUNDY	\$35,360	\$50,179
KANKAKEE	\$36,400	\$41,912
KENDALL	\$37,440	\$54,185
WILL	\$36,400	\$52,246
SDA 5	\$36,608	\$49,631


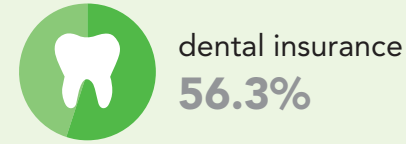
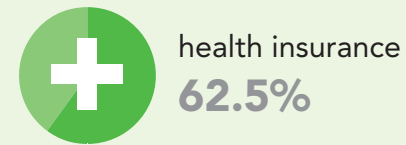
The median annual salaries of all child care providers in this report are significantly below the median earnings of persons living and working in each county.¹ While individuals serving in administrative capacities in child care centers are most likely to receive wages above the county's median wage (between \$42,120 and \$49,920 for director/teachers and administrative directors), the majority of school-age workers (\$38,948) and child care center teachers (\$38,480) are earning well below the median wage for employed persons in their county, with child care center assistant teachers (\$34,320) and family child care providers (\$32,640) earning the least. When it comes to insurance and pension benefits offered by surveyed centers, nearly two-thirds of child care center staff members are provided partial or full coverage by their employer and over three-quarters receive paid sick leave.

MEDIAN CHILD CARE CENTER HOURLY WAGES BY POSITION / 2025

	Administrative Director		Director/Teacher		Teacher		Assistant Teacher		School-Age Worker		School-Age Assistant	
	Median ²	N ³	Median ²	N ³	Median ²	N ³	Median ²	N ³	Median ²	N ³	Median ²	N ³
GRUNDY	\$17.91	4	\$20.13	4	\$18.25	34	\$16.00	37		1		-
KANKAKEE	\$26.20	22	\$20.00	14	\$19.13	184	\$17.00	196	\$19.85	4		-
KENDALL	\$24.00	39	\$19.50	11	\$18.00	233	\$16.00	242	\$17.68	5	\$15.00	7
WILL	\$23.29	146	\$20.00	47	\$18.50	916	\$16.00	1,082	\$17.90	12	\$15.00	4
SDA 5	\$23.53	217	\$20.00	78	\$18.50	1,389	\$16.00	1,584	\$18.00	22	\$15.00	11

Source: Illinois Salary & Staffing Survey of Licensed, Child Care Facilities: FY 2025

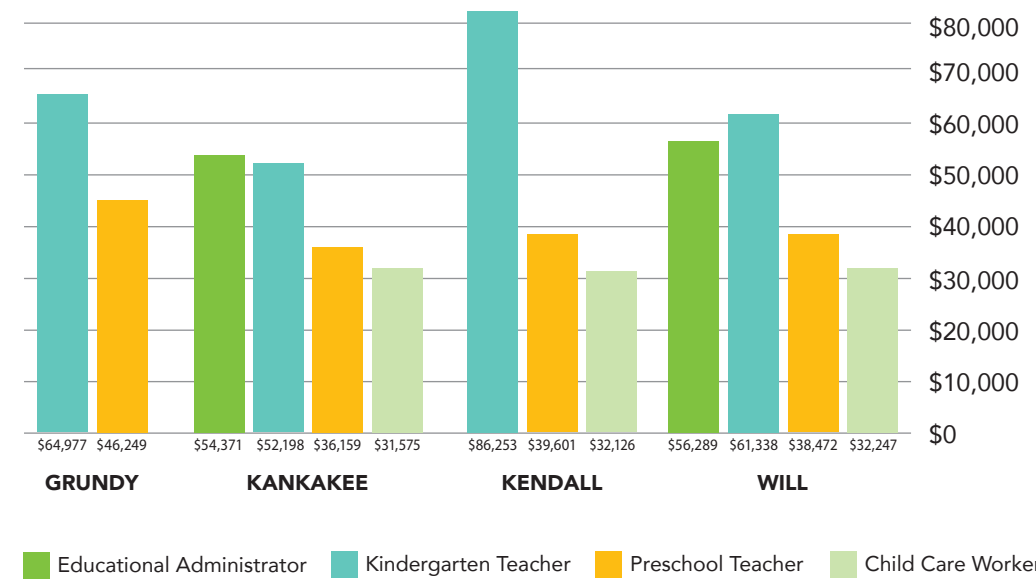
CHILD CARE STAFF RECEIVING BENEFITS / 2025



The Illinois Department of Employment Security (IDES) reported median yearly wages for 2024 for four early care and education occupations (Educational Administrators of Preschools/Child Care Programs⁴, Kindergarten Teachers⁵, Preschool Teachers⁶, and Child Care Workers⁷) all of the four counties in this report – Grundy, Kankakee, Kendall, and Will.

Although the specific occupational definitions differed from IDES descriptions and the Illinois Salary & Staffing Survey descriptions, salaries were rather consistent with one another in that wages within IDES's preschool teacher and child care worker categories and the Illinois Salary & Staffing Survey child care staff categories were within the same range; however, it should be noted that the IDES's definition of child care worker includes a provider working in either a center or family child care home which is differentiated by the *Illinois Salary & Staffing Survey*.

MEDIAN YEARLY WAGES / 2024



Source: The Illinois Department of Employment Security, <http://lmi.ides.state.il.us/wagedata/wage.htm>

Kindergarten teachers in Kendall County make more than double that of a preschool teacher or child care worker in the same county.

In both Kankakee and Will Counties, nursing assistants make more than preschool teachers and child care workers.

Preschool teachers in Grundy County make almost 20 percent more than preschool teachers in Kankakee, Kendall, and Will Counties.

KEY POINTS FROM THE ILLINOIS SALARY & STAFFING SURVEY OF LICENSED CHILD CARE FACILITIES: FY 2025

The median full-time, full-year salary of child care staff range from \$32,640 for family child care providers to \$49,920 for administrative directors.

Teachers, 55.5% of whom have an associate's degree or higher, have a median annual salary of approximately \$37,440.

A little more than half (57.6%) of surveyed family child care practitioners net \$10,000 to less than \$20,000 annually.

MEDIAN YEARLY WAGES FOR NURSING ASSISTANTS / 2024 (IDES)

GRUNDY COUNTY

\$47,545

KANKAKEE COUNTY

\$38,416

WILL COUNTY

\$46,551